




Is for Caterpillar!

The Very Hungry Caterpillar

Written and Illustrated by Eric Carle

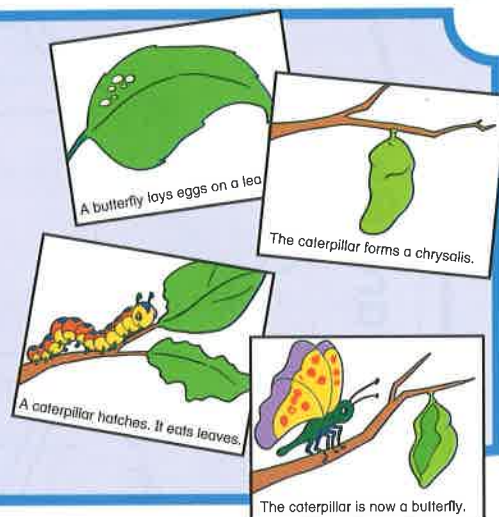
Strawberries! Oranges! Chocolate cake! Throughout the week this voracious little caterpillar consumes a great quantity of unusual foods. Suddenly the caterpillar is no longer little, and he's ready for the next stage in his life!



Picture This!

Understanding metamorphosis

Before reading the story, help youngsters understand one of Mother Nature's amazing tricks—a caterpillar's metamorphosis! Color and then laminate a copy of page 14. Cut out the cards and prepare them for flannelboard use. While placing the cards on the flannelboard in sequence, explain each stage pictured. Then mix up the cards and have youngsters help reorder them. Finally, explain that the book you're about to read is about a caterpillar that eats some very unusual items before forming a chrysalis. Then have little ones listen to this fun read-aloud!



Seven Day Smorgasbord

Participating in a read-aloud

With this animated second reading, youngsters can see a week's worth of caterpillar cuisine! In advance, label separate large index cards with a different day of the week. Draw on a separate small index card each food item in the story. (For example, each pear should be drawn on its own card.) Cut from green construction paper a small caterpillar shape. Directly before the activity, ready several pieces of tape for student use. To begin, have youngsters help sequence the cards that show the days of the week as you tape them in a row on the board. Then give each child a food card. As you read the story, tape the caterpillar under the Sunday card to show the day it was born. Then, when indicated in the story, prompt each student to tape his card under the appropriate day. (Plan to tape any cards that are not represented by a child.) After the read-aloud, review the days of the week and orally count the number of food items under each day. If desired, remove the tape from the cards and place them and the book in a center for independent practice!

Sunday

Monday

Tuesday



C

Cravings for C

Recognizing the hard C sound

Although the caterpillar in the story is not a finicky eater, the caterpillar in this activity only eats foods that begin with the hard C sound! Make a sock puppet that resembles a caterpillar. Also make a copy of page 15. Color, cut out, and laminate the picture cards. Then place the cards in a container. Next, don the sock puppet and have it choose a picture card. Say the name of the picture. If it begins with a hard C sound, prompt students to say, "Yes, please!" and have the sock puppet "devour" the card. If it doesn't begin with the hard C sound, prompt youngsters to say, "No thanks!" and have the puppet place the card in a separate pile.



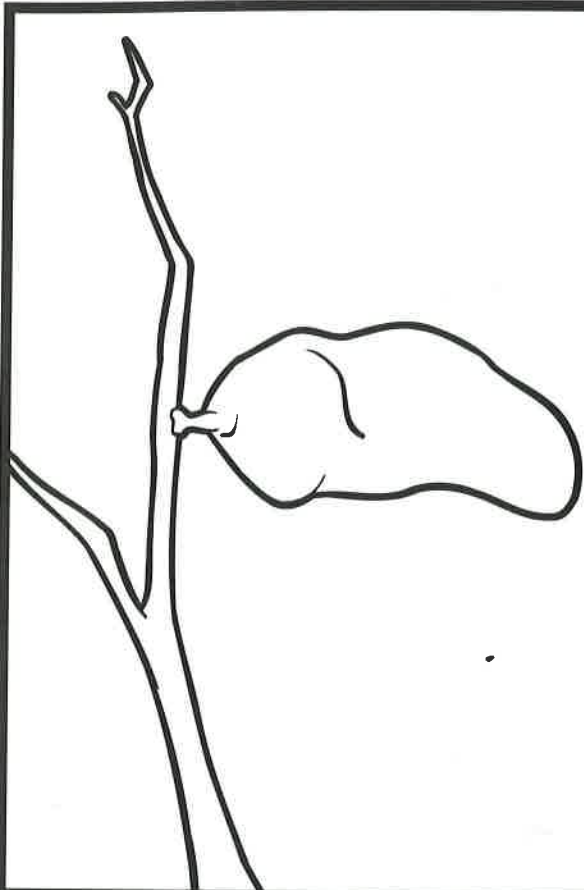
More Munchies

Writing to complete a prompt

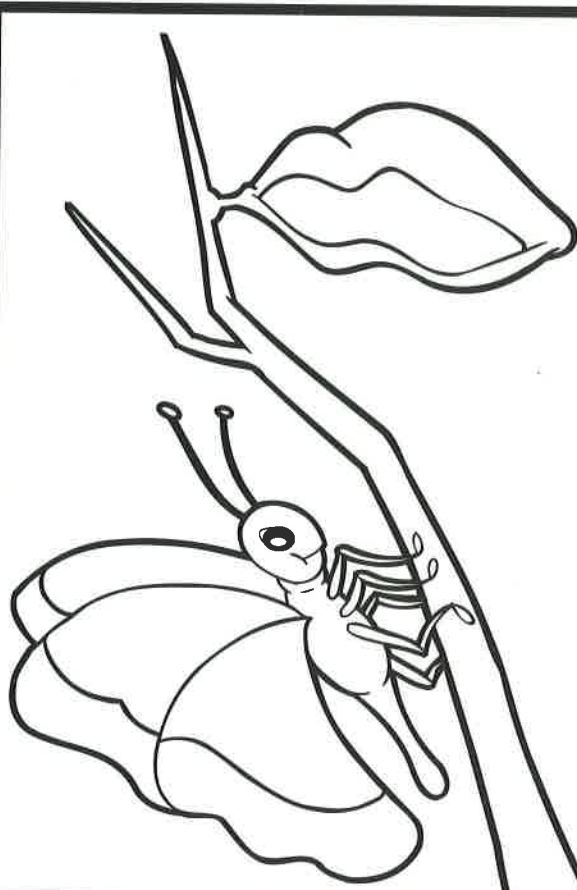
Why stop with the food in the book? With this activity, your youngsters complete a prompt to show the caterpillar's next food choice! For each child, program a sentence strip with the prompt "On ____ the caterpillar ate ____." Give each student a strip and have her complete the prompt by writing the name of a day and of a favorite food. Then encourage her to cut from appropriately colored construction paper a shape that resembles the food. If desired, have each student use crayons to further decorate the cutout. Next, have her draw a face on an end of a green construction paper strip. Then help her accordion-fold the strip to resemble a caterpillar. Encourage her to glue the caterpillar to the food cutout and then hole-punch around the edge of the cutout to show the area eaten. Display the sentence strips with their corresponding food items on a bulletin board or in a hallway display.

Metamorphosis Picture Cards

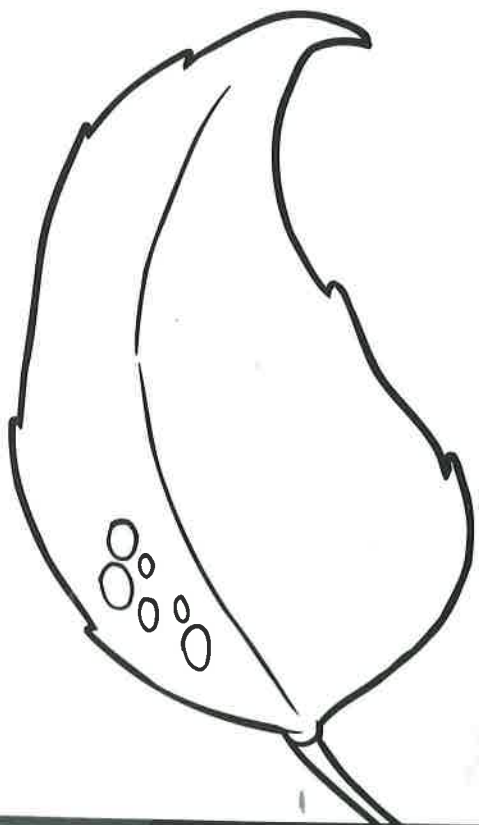
Use with "Picture This!" on page 12.



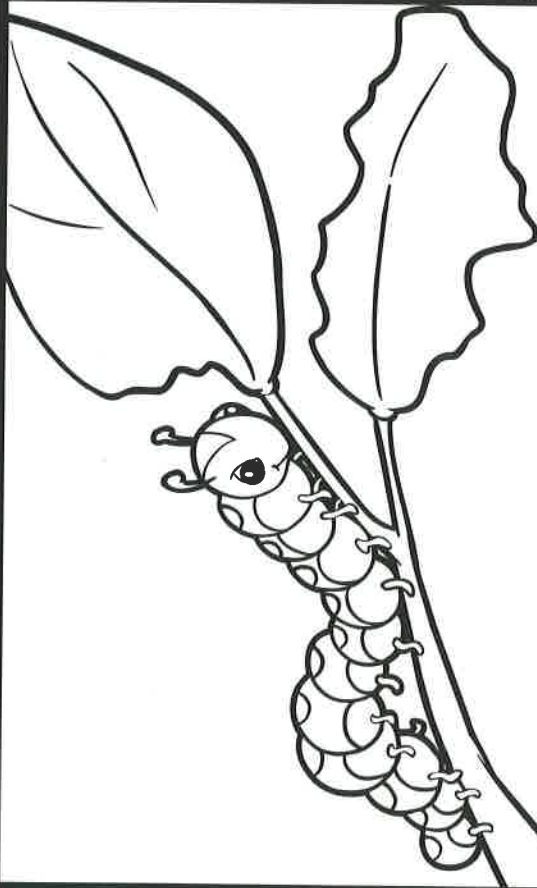
The caterpillar forms a chrysalis.



The caterpillar is now a butterfly.



A butterfly lays eggs on a leaf.



A caterpillar hatches. It eats leaves.